
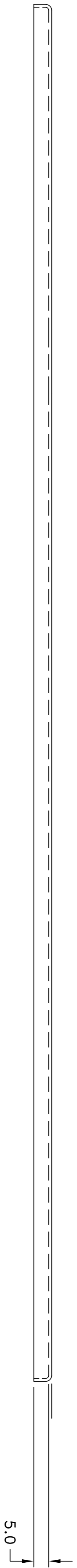
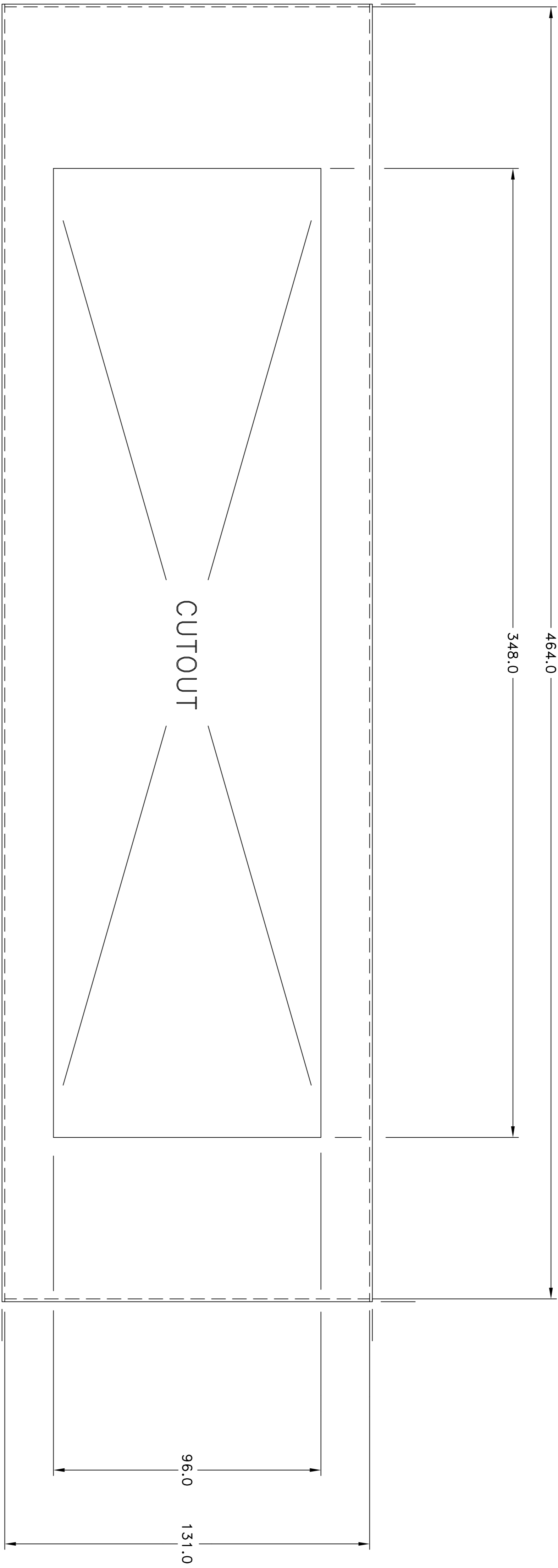


DRAWING NUMBER
MPMD721

DO NOT SCALE



ISS	DATE	CHANGE	APPROVAL	ZONE
A	24/08/09	ORIGINAL ISSUE		
B	17/09/09	END NOTCHES ADDED STANDOFF'S DELETED		
C	29/03/10	DIMS. 338.0 AND 34.0 DELETED		
D	06/04/10	PAINT FINISH DEFINED		
E	23/06/10	DIM FOR CUTOUT CHANGED		
F	21/11/11	PART NO WAS 26-MPMD721		



NOTES:

1. MATERIAL: 1.1 ZINCSEAL
2. FINISH:POWEDERCOAT – DULUX PEARL WHITE
3. PACK EACH PLATE INDIVIDUALY AND LABEL PLRLEDADAPTOR

P/NO: PLRLEDADAPTOR

TOLERANCES		DIMENSIONS IN:		DRAWN		K.M.SCHNEIDER	
LINEAR	±0.50	DRAWING PRACTICE	CHECKED				
HOLE CENTRES	±0.20	AS 1100	PASSED				
HOLE DIAMETERS	±0.10	FINISH	APPROVED				
ANGULAR	±0.5°	ALL HOLE DIAMETERS STATED ARE FINISHED SIZES AFTER PLATING (IF APPLICABLE)					
UNLESS OTHERWISE SPECIFIED ALL TOLERANCES ARE PER TABLE							
Thomas & Betts Australasia 32A NINNIANG ST, LINDOMBER, NSW 2114, AUSTRALIA Tel. 02-9749-8244 Fax. 02-9749-8745 A.B.N. 062 074 810 898				COVERPLATE LED EDGELIGHT			
USED ON		DRAWING NUMBER		SHEET		SIZE	
		MPMD721		1 OF 1		A1	

1 2 3 4 5 6 7 8 9 10 11 12

A B C D E F G H